




MARCO



PNEUMATIC TILT FROM 90°-45°

The laser is mounted on the blade cover in line with the blade, for easy positioning or re-positioning, of the cut to be carried out.

The head assembly also has a pneumatic 'QUICK ACTION' blade tilt to 45 degrees, operated from the operating console, when mitre cutting is necessary.



INNOVATIVE ZERO BACKLASH 'C' Axis

The specially designed 0 backlash slewing mechanism allows for the head to track accurately at any angle across and along the table. Even curved LAMNATIONS can be cut out of the same slab, in the same plane. Cutbacks after laminating are achieved with ease.

OPERATING CONSOLE & 17" TOUCHSCREEN

The machine has a 'Stand Alone Trolley' for operator comfort. Has a large bold 'Touch Screen', so all processes can be entered and confirmed by the operator at eye level.

The manual controls are located at the control desk below the screen, and houses all the switch gear & joy sticks. The trolley can be moved around confidently for ease of operation.



DXF READABILITY

This Function allows reading of any dxf drawing that is imported from a system such as digitiser or a template reading machine so that the complete slab can be cut according to the desired shape.




LINEAR RAILS & AC BRUSHLESS SERVO

The Implementation of linear rails in all axis and the use of AC servo motors makes the Marco the most reliable and accurate saw in the Farnese range.



MANUAL GREASE PUMP

One touch central lubrication point makes maintenance extremely easy.




MARCO

CNC BRIDGE SAW

TECHNICAL SPECIFICATIONS & FEATURES

Cross Travel Stroke	3700mm
Long Travel Stroke	2300mm
Up and Down	300mm
Blade Tilt	0° to 45°
Table Dimensions	3200 x 1800 mm
Blade Diameter	450 mm recommended (maximum 550mm)
Blade Shaft Diameter	60mm
Main Motor	14 Hp (larger available on request)
Aluminium Blade Cover	
Touch screen control station	
Laser cutting guide	
Precision measuring system	
Tilting Table	
Import DXF drawings for use as cutting templates	
Cordless remote control	



- 4 AXIS CNC
- Compact Monolithic Design
- 360 Rotating Head
- Faster Cutting Modes In:
 - Manual
 - Semi Automatic
- Full Function DXF Compatibility (CAD/CAM)
- Extremely User friendly Home grown Software
- High Precision Linear Guides
- Central Lubrication

